

Scaled data based on original data using  
LM-79-08 Approved Method: Electrical and Photometric Measurements of Solid-  
State Lighting Products

Test Report Prepared for  
Cooper Lighting Solutions  
(formerly Eaton)

Brand: McGRAW-EDISON

Report Number: P385496

Luminaire Tested: **GWC-SA1A-740-U-SLR-HSS**

Issue Date: 3/3/2020

**Test Information**

Test Method: LM-79-08  
Report Number: P385496  
TEST IS SCALED FROM IESNA LM-79-08 TEST DATA (G2-1903-205-28)  
Test Lab: INNOVATION CENTER  
Issue Date: 3/3/2020  
Manufacturer: COOPER LIGHTING SOLUTIONS (FORMERLY EATON)  
Product Line: MCGRAW-EDISON  
Catalog Number: GWC-SA1A-740-U-SLR-HSS  
Description: GALLEON WALL LUMINAIRE  
(1) 70 CRI, 4000K, 615mA LIGHTSQUARE WITH 16 LEDS AND SPILL LIGHT  
ELIMINATOR RIGHT OPTICS WITH HOUSE SIDE SHIELD  
Light Source: -  
Ballast/Driver: ELECTRONIC DRIVER

**Summary**

Lumens per Lamp: N/A  
Luminaire Lumens: 3689 lumens  
Efficiency: N/A  
Efficacy: 108.5 lumens/watt  
Luminous Opening: Rectangular (W 0.5' x L: 0.5' x H: 0')  
IES Classification: Type IV - Medium  
BUG Rating: B1 - U0 - G1

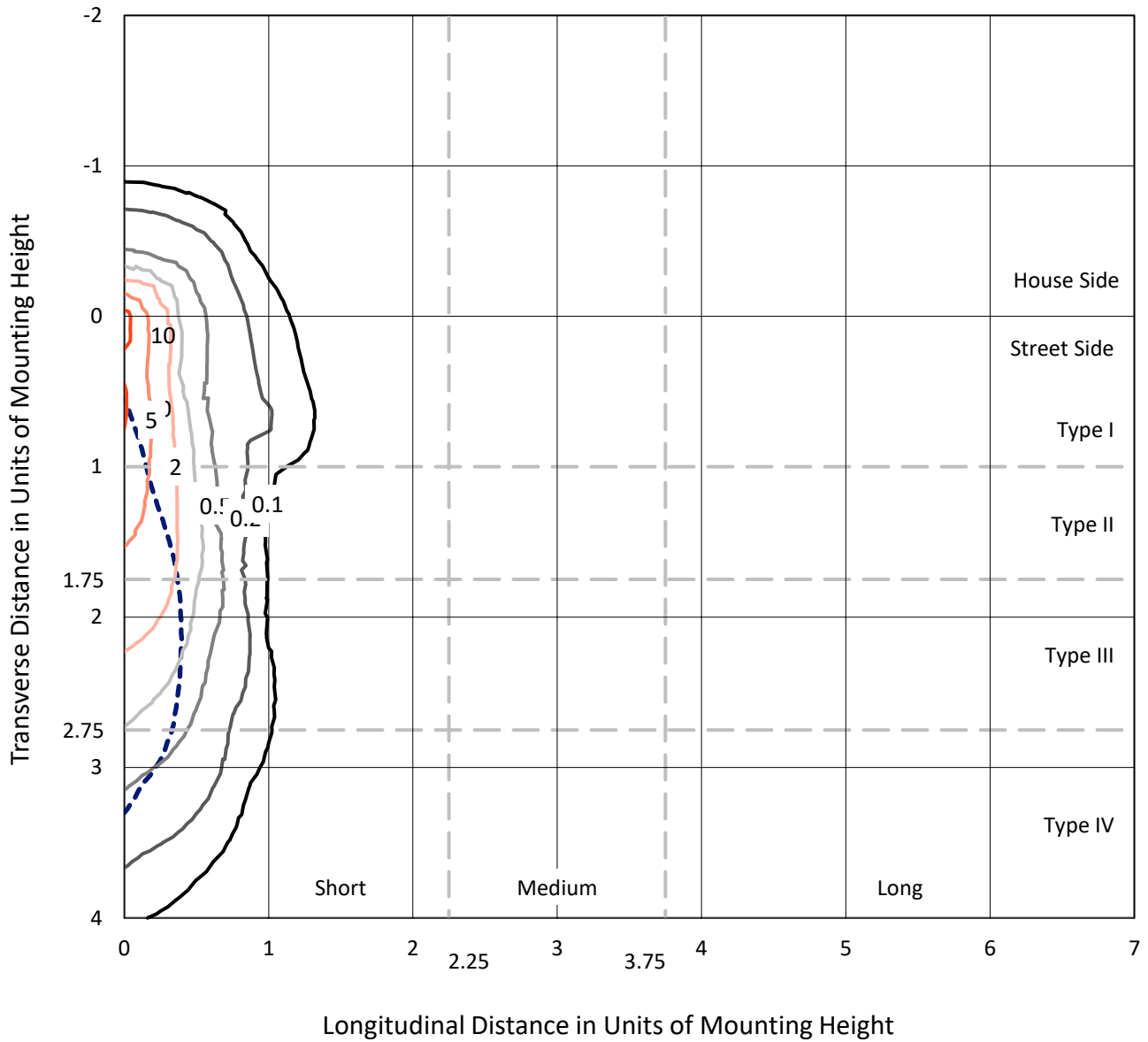
Input Watts (W): 34  
Input Voltage (V): NR  
Input Current (Ain): NR  
Voltage Rise (V): NR  
Power Factor: NR  
Total Harmonic Distortion (THDi): NR  
Frequency (hertz): 60  
Stabilization Time: NR  
Operation Time: NR  
Ambient Temperature (°C): NR  
Test Distance: 24 FT



REPORT NUMBER: P385496  
 CATALOG NUMBER: GWC-SA1A-740-U-SLR-HSS

### Iso-Footcandle Lines of Horizontal Illumination

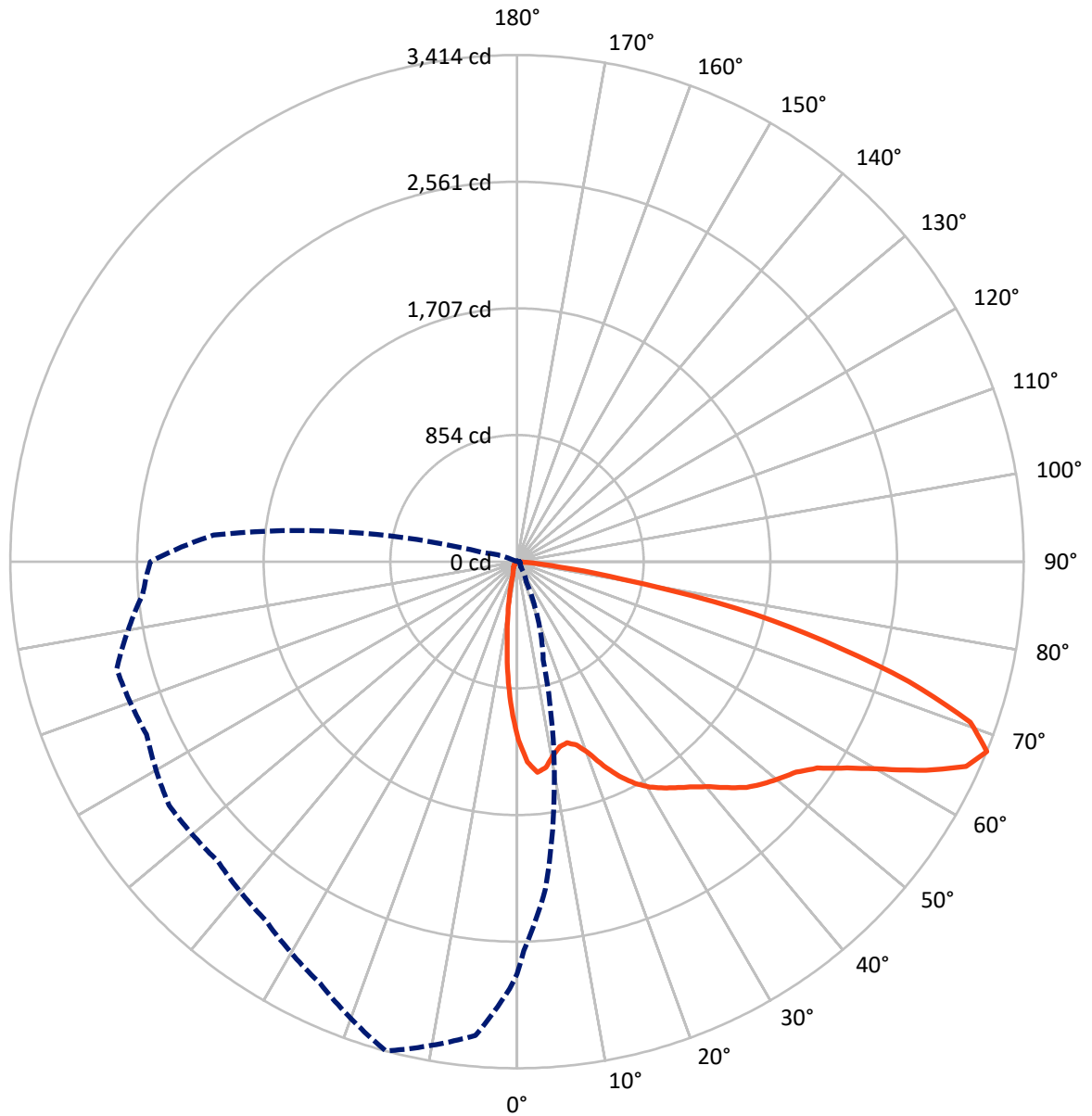
× Max cd  
 - - - 1/2 Max cd



Based on 10 foot mounting height. Maximum calculated value = 12 fc  
 Type IV - Medium - N/A

REPORT NUMBER: P385496  
CATALOG NUMBER: GWC-SA1A-740-U-SLR-HSS

### Luminous Intensity Polar Plot



— Vertical Plane Through 345-Deg Lateral    - - - Horizontal Cone Through 67.5-Deg Vertical

REPORT NUMBER: P385496

CATALOG NUMBER: GWC-SA1A-740-U-SLR-HSS

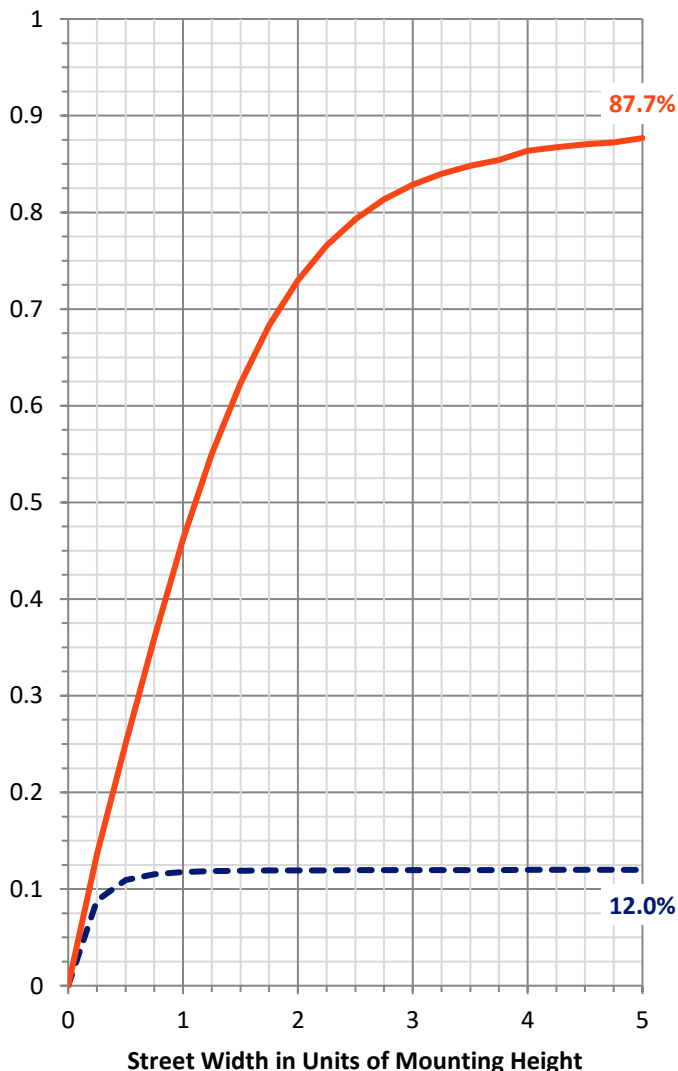
**FLUX DISTRIBUTION:**

		Downward	Upward	Total
<b>House Side</b>	Lumens	446.5	0.0	446.5
	% Fixture	12.1	0.0	12.1
<b>Street Side</b>	Lumens	3242.5	0.0	3242.5
	% Fixture	87.9	0.0	87.9
<b>Total</b>	Lumens	3689.0	0.0	3689.0
	% Fixture	100.0	0.0	100.0

**ZONAL LUMENS:**

Zone	Lumens	% Fixture
0°-10°	92.2	2.5
10°-20°	183.6	5.0
20°-30°	260.7	7.1
30°-40°	385.0	10.4
40°-50°	555.3	15.1
50°-60°	779.5	21.1
60°-70°	908.7	24.6
70°-80°	464.6	12.6
80°-90°	59.3	1.6
90°-100°	0.0	0.0
100°-110°	0.0	0.0
110°-120°	0.0	0.0
120°-130°	0.0	0.0
130°-140°	0.0	0.0
140°-150°	0.0	0.0
150°-160°	0.0	0.0
160°-170°	0.0	0.0
170°-180°	0.0	0.0
0°-90°	3689.0	100.0
0°-180°	3689.0	100.0

**Coefficient of Utilization**



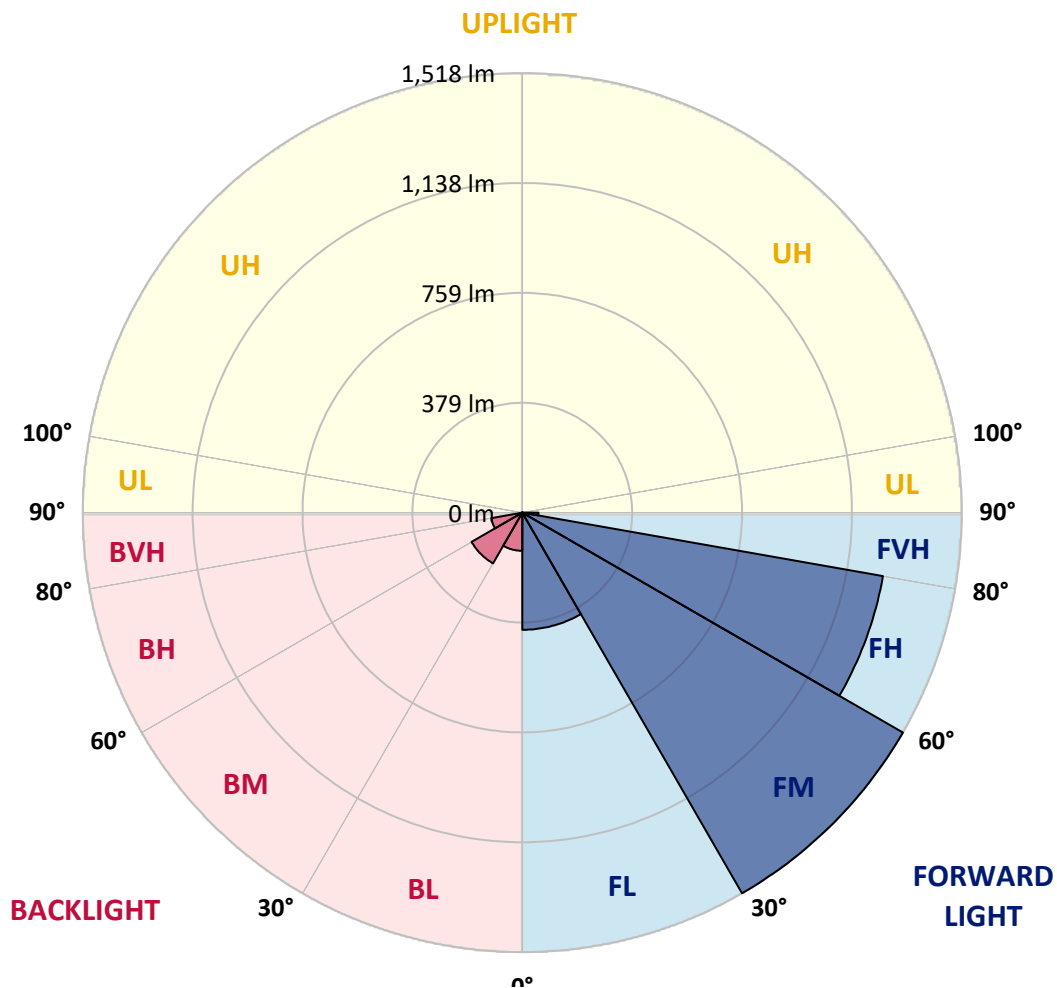
REPORT NUMBER: P385496

CATALOG NUMBER: GWC-SA1A-740-U-SLR-HSS

**LUMINAIRE CLASSIFICATION SYSTEM LUMEN TABLE AND BUG RATING:**

Zone	Lumens	% Fixture	Zone Rating/Lumen Limit		
			B	U	G
FL (0°-30°)	404.6	11.0			
FM (30°-60°)	1517.7	41.1			
FH (60°-80°)	1264.5	34.3			G1/1800
FVH (80°-90°)	55.7	1.5			G1/100
BL (0°-30°)	131.9	3.6	B1/500		
BM (30°-60°)	202.2	5.5	B0/220		
BH (60°-80°)	108.8	2.9	B0/110		G0/110
BVH (80°-90°)	3.6	0.1			G0/10
UL (90°-100°)	0.0	0.0		U0/0	
UH (100°-180°)	0.0	0.0		U0/0	

**BUG Rating: B1-U0-G1**  
 Type IV Medium





REPORT NUMBER: P385496

CATALOG NUMBER: GWC-SA1A-740-U-SLR-HSS

**CANDELA DISTRIBUTION (FULL):**

	0°	1°	5°	15°	25°	35°	45°	55°	65°	75°	85°
0°	1201.7	1201.7	1201.7	1201.7	1201.7	1201.7	1201.7	1201.7	1201.7	1201.7	1201.7
2.5°	1315.8	1305.7	1294.5	1258.0	1224.1	1185.3	1153.6	1131.6	1104.0	1068.2	1059.1
5°	1306.4	1295.5	1260.4	1179.1	1108.0	1038.8	972.0	932.9	884.3	835.0	822.8
7.5°	1211.5	1200.1	1149.4	1038.1	942.3	842.4	755.7	702.0	647.2	602.1	578.1
10°	1112.7	1100.3	1043.3	908.3	790.3	699.9	636.3	585.1	533.2	485.0	446.5
12.5°	1044.7	1028.5	966.6	813.5	710.8	649.4	590.0	528.7	458.4	406.7	364.4
15°	1016.3	997.7	932.4	777.0	682.6	610.6	533.2	457.9	375.6	316.3	277.5
17.5°	1038.3	1014.2	944.1	774.6	647.3	549.3	451.4	363.0	273.7	213.7	186.1
20°	1113.1	1081.4	992.5	773.9	604.5	476.4	352.3	252.4	180.4	145.1	130.5
22.5°	1230.9	1189.1	1062.0	779.5	560.3	399.9	254.5	171.4	135.4	117.1	108.5
25°	1373.1	1324.7	1162.2	799.2	521.5	325.4	184.9	135.4	114.3	100.8	93.7
27.5°	1508.4	1469.1	1288.7	827.7	491.4	265.3	150.1	114.8	97.7	88.8	83.0
30°	1643.5	1594.0	1418.6	861.6	455.3	224.6	131.9	104.7	87.6	78.1	74.4
32.5°	1741.7	1700.6	1520.3	886.1	416.6	198.0	118.0	95.8	81.8	72.2	66.8
35°	1857.2	1810.7	1607.5	891.5	391.8	181.2	106.1	86.2	71.0	62.4	56.6
37.5°	1982.0	1924.2	1708.2	879.6	372.4	173.0	97.2	81.8	66.2	57.5	51.4
40°	2120.1	2054.7	1804.8	862.5	353.4	170.2	90.4	78.5	62.6	53.7	47.4
42.5°	2265.5	2188.4	1888.5	844.5	341.3	160.6	89.7	75.1	59.8	50.2	43.9
45°	2387.6	2309.5	1974.5	838.5	332.8	150.1	92.6	72.9	57.8	47.4	41.2
47.5°	2485.0	2411.1	2062.6	851.8	327.9	140.5	84.4	75.8	56.8	44.9	39.0
50°	2601.2	2517.5	2186.7	891.5	320.7	130.9	76.4	86.9	56.8	43.3	37.1
52.5°	2747.0	2664.1	2325.1	953.0	306.4	117.6	68.7	87.0	57.3	41.2	34.6
55°	2930.3	2870.2	2522.7	1020.5	283.5	98.0	59.4	74.8	55.2	37.4	32.3
57.5°	3106.1	3057.0	2702.9	1066.6	252.9	76.5	51.7	60.3	50.5	32.9	28.8
59°	3154.2	3100.5	2769.0	1068.7	230.0	66.8	47.9	49.8	49.5	30.8	26.7
60°	3154.2	3097.2	2788.0	1057.5	213.4	61.3	45.4	44.4	51.6	29.4	25.5
62.5°	3097.0	3017.0	2726.2	981.8	174.1	52.3	39.7	36.7	46.3	26.4	22.5
65°	2978.2	2861.6	2515.4	845.0	155.2	47.9	34.3	30.1	32.2	23.2	19.7
67.5°	2780.0	2622.0	2211.5	682.6	147.7	46.7	29.5	25.5	24.3	19.9	17.3
70°	2431.0	2255.7	1842.5	536.7	141.2	46.1	24.8	21.5	19.6	16.8	14.7
72.5°	1769.3	1586.5	1308.1	419.6	137.4	47.2	19.9	18.0	16.1	13.1	11.4
75°	1012.1	892.4	735.2	277.2	117.1	45.1	15.4	15.0	11.5	9.4	7.9
77.5°	522.9	507.0	440.6	106.4	56.1	19.7	10.1	8.7	6.8	5.8	4.7
80°	225.6	223.2	193.1	30.8	14.9	11.0	5.8	3.7	3.1	2.4	1.9
82.5°	77.9	77.9	68.7	10.3	6.6	5.4	0.7	0.0	0.0	0.0	0.0
85°	15.7	17.7	12.4	0.0	2.3	0.0	0.0	0.0	0.0	0.0	0.0
87.5°	0.0	0.0	0.0	0.0	0.0	0.0	0.0	0.0	0.0	0.0	0.0
90°	0.0	0.0	0.0	0.0	0.0	0.0	0.0	0.0	0.0	0.0	0.0



REPORT NUMBER: P385496  
 CATALOG NUMBER: GWC-SA1A-740-U-SLR-HSS

**CANDELA DISTRIBUTION (continued):**

	90°	95°	105°	115°	125°	135°	145°	155°	165°	175°	180°
0°	1201.7	1201.7	1201.7	1201.7	1201.7	1201.7	1201.7	1201.7	1201.7	1201.7	1201.7
2.5°	1048.1	1026.9	1025.5	1012.2	995.6	988.1	983.8	991.4	1000.9	1001.9	1016.1
5°	813.5	791.3	800.6	777.0	781.7	777.0	769.3	770.7	774.9	761.8	778.1
7.5°	571.3	554.5	565.2	558.9	567.3	570.6	565.9	558.9	538.3	535.8	550.0
10°	430.6	411.6	400.2	388.3	390.9	396.4	394.6	389.6	376.4	377.1	390.8
12.5°	346.0	324.7	302.2	273.0	265.8	269.8	265.8	262.8	250.3	251.3	263.4
15°	262.5	245.0	221.4	198.0	185.3	186.5	175.3	167.4	159.6	150.1	157.5
17.5°	177.2	166.6	159.6	152.6	137.4	133.9	119.7	104.5	98.6	94.2	97.3
20°	125.5	119.7	116.9	116.6	107.8	103.5	89.7	80.2	77.2	76.4	78.3
22.5°	104.9	100.7	96.6	94.4	90.0	84.9	74.4	69.7	67.6	66.6	68.0
25°	91.2	88.1	83.9	80.0	78.3	72.9	65.4	61.9	60.5	59.4	60.1
27.5°	81.1	78.3	73.4	71.0	69.6	64.8	58.4	55.6	54.4	54.0	53.8
30°	73.1	70.4	65.9	63.1	60.6	56.4	52.6	49.8	48.6	48.2	47.9
32.5°	65.0	62.9	59.9	57.1	54.5	50.7	47.4	45.1	43.2	42.8	42.6
35°	54.9	52.8	51.2	51.0	48.6	44.9	42.5	39.5	37.9	37.4	37.6
37.5°	48.8	46.0	42.5	43.7	43.0	40.4	37.1	34.1	32.5	32.2	32.2
40°	44.9	41.9	37.9	35.8	37.9	37.4	32.2	29.2	27.6	27.4	27.1
42.5°	41.2	38.3	33.7	30.2	31.3	32.9	27.8	25.0	23.4	23.1	22.5
45°	38.6	35.5	30.4	26.4	24.3	27.6	23.8	20.3	19.4	18.7	18.4
47.5°	36.2	33.2	27.4	22.9	19.4	19.9	19.0	16.6	15.6	14.9	14.7
50°	34.1	30.9	24.8	19.6	16.1	14.7	15.4	13.1	12.2	11.5	11.2
52.5°	31.6	28.7	22.0	17.0	13.5	11.5	11.7	10.3	9.4	8.9	8.7
55°	29.7	26.7	19.7	14.9	11.9	9.4	8.4	8.0	7.5	7.2	7.0
57.5°	27.1	24.3	17.5	12.6	10.1	7.7	6.5	6.5	6.3	5.9	5.8
59°	25.5	23.1	16.1	11.4	9.3	6.6	5.8	5.9	5.8	5.4	5.2
60°	24.3	22.0	15.0	10.5	8.7	6.1	5.2	5.6	5.4	5.1	4.9
62.5°	21.5	19.9	12.9	8.7	7.7	4.9	4.4	4.7	4.7	4.5	4.4
65°	18.9	17.1	11.0	7.3	7.2	4.2	3.5	4.2	4.4	4.0	3.7
67.5°	16.4	14.7	9.6	5.9	6.6	3.3	2.6	3.5	4.7	3.7	3.3
70°	14.0	12.2	7.5	4.7	7.0	2.3	2.1	3.1	5.6	4.0	3.1
72.5°	10.8	9.4	5.2	3.5	7.5	1.6	1.6	2.6	6.3	4.4	3.0
75°	7.5	6.1	3.1	2.1	6.1	1.0	1.0	2.4	5.9	4.0	2.8
77.5°	4.4	3.3	1.0	0.2	3.1	0.0	0.2	1.7	4.2	2.4	1.2
80°	1.6	0.7	0.0	0.0	1.9	0.0	0.0	0.0	0.3	0.0	0.0
82.5°	0.0	0.0	0.0	0.0	0.0	0.0	0.0	0.0	0.0	0.0	0.0
85°	0.0	0.0	0.0	0.0	0.0	0.0	0.0	0.0	0.0	0.0	0.0
87.5°	0.0	0.0	0.0	0.0	0.0	0.0	0.0	0.0	0.0	0.0	0.0
90°	0.0	0.0	0.0	0.0	0.0	0.0	0.0	0.0	0.0	0.0	0.0





REPORT NUMBER: P385496  
 CATALOG NUMBER: GWC-SA1A-740-U-SLR-HSS

**CANDELA DISTRIBUTION (continued):**

	185°	195°	205°	215°	225°	235°	245°	255°	265°	270°	275°
0°	1201.7	1201.7	1201.7	1201.7	1201.7	1201.7	1201.7	1201.7	1201.7	1201.7	1201.7
2.5°	1019.8	1043.3	1064.5	1096.5	1134.4	1178.1	1215.7	1256.0	1294.0	1309.7	1320.5
5°	781.4	810.6	844.6	891.7	954.2	1031.3	1103.5	1185.1	1272.8	1316.7	1357.9
7.5°	552.4	582.1	624.4	674.4	750.1	841.8	936.2	1048.9	1167.8	1237.2	1305.5
10°	397.2	433.8	473.3	541.6	618.5	705.5	802.7	928.5	1061.0	1137.9	1220.2
12.5°	270.4	312.0	371.7	448.3	538.6	623.9	708.3	828.4	982.2	1058.4	1146.6
15°	162.2	185.3	248.5	337.1	447.9	554.2	646.6	767.0	931.0	1024.3	1116.1
17.5°	100.0	110.6	145.1	217.8	334.2	468.5	595.2	746.2	938.3	1051.9	1150.1
20°	79.7	83.9	94.9	128.6	221.4	374.2	537.4	742.1	998.3	1138.1	1243.5
22.5°	69.2	73.2	80.6	93.5	139.3	280.1	482.5	745.9	1084.2	1267.2	1390.3
25°	61.0	64.5	71.5	82.1	102.1	197.3	423.8	763.0	1196.3	1427.5	1558.2
27.5°	54.5	57.5	64.0	73.8	87.6	137.7	357.2	783.8	1329.1	1591.4	1720.4
30°	48.6	51.2	57.0	66.1	76.0	105.9	284.2	798.0	1462.1	1720.4	1836.3
32.5°	43.5	45.4	50.7	58.4	66.1	84.4	216.0	795.7	1560.8	1827.7	1919.6
35°	38.3	40.2	44.7	51.4	57.5	69.7	169.9	753.2	1646.8	1939.0	2015.0
37.5°	32.5	35.0	39.3	45.3	49.5	61.3	137.4	702.0	1734.0	2066.2	2121.5
40°	27.6	30.1	33.9	40.4	43.0	58.2	105.6	639.6	1832.1	2208.5	2238.2
42.5°	22.9	25.2	29.2	34.8	40.5	50.2	78.1	568.3	1926.3	2330.1	2344.6
45°	18.5	20.8	25.0	30.6	43.3	41.6	60.5	492.0	2002.3	2431.3	2436.1
47.5°	14.7	16.8	21.1	28.8	40.4	33.2	43.2	432.0	2066.1	2510.3	2497.9
50°	11.4	13.1	17.7	33.0	35.3	27.4	32.7	412.1	2123.2	2559.3	2527.1
52.5°	8.9	10.5	14.5	30.9	27.4	22.7	27.4	430.8	2201.5	2599.8	2543.5
55°	7.2	8.7	11.4	17.7	18.7	19.2	23.4	448.3	2336.6	2694.9	2640.5
57.5°	5.9	7.5	9.3	12.4	14.2	16.3	20.8	450.2	2495.8	2852.9	2801.5
59°	5.4	6.8	8.4	11.0	12.4	14.9	19.6	439.7	2551.9	2910.4	2884.7
60°	5.1	6.5	7.9	10.1	11.5	14.0	18.9	429.7	2554.4	2908.3	2920.2
62.5°	4.4	5.8	7.0	8.6	9.8	11.9	17.0	392.9	2450.9	2813.0	2898.8
65°	3.8	5.1	6.3	7.3	8.4	10.7	15.4	325.6	2274.2	2659.4	2752.9
67.5°	3.5	4.4	5.8	6.5	7.5	9.4	13.6	232.1	2053.5	2471.5	2532.2
70°	3.1	4.2	5.2	5.9	6.8	8.2	11.7	133.3	1734.0	2196.4	2239.6
72.5°	3.0	4.0	4.7	5.6	6.1	7.3	10.7	62.7	1269.7	1759.5	1872.3
75°	2.6	3.7	4.4	5.2	5.8	6.6	9.1	30.1	844.5	1273.3	1401.4
77.5°	1.6	3.0	4.0	4.7	5.1	5.8	7.5	17.3	539.0	881.3	1038.1
80°	0.0	1.0	3.0	4.0	4.4	4.9	5.8	13.6	288.4	503.5	604.3
82.5°	0.0	0.0	2.1	3.1	3.0	3.3	4.4	8.6	130.0	329.1	370.9
85°	0.0	0.0	0.7	2.4	2.1	1.6	3.0	3.0	28.5	166.6	207.8
87.5°	0.0	0.0	0.0	0.2	1.0	0.7	1.2	0.3	0.2	12.4	50.3
90°	0.0	0.0	0.0	0.0	0.0	0.0	0.0	0.0	0.0	0.0	0.0



REPORT NUMBER: P385496

CATALOG NUMBER: GWC-SA1A-740-U-SLR-HSS

**CANDELA DISTRIBUTION (continued):**

	285°	295°	305°	315°	325°	335°	345°	355°	359°	360°
0°	1201.7	1201.7	1201.7	1201.7	1201.7	1201.7	1201.7	1201.7	1201.7	1201.7
2.5°	1358.4	1371.4	1393.2	1403.5	1398.5	1377.0	1351.3	1325.1	1309.7	1315.8
5°	1442.0	1508.6	1547.0	1559.8	1538.5	1490.2	1427.1	1343.9	1314.4	1306.4
7.5°	1442.0	1567.3	1646.6	1660.6	1613.1	1518.5	1400.2	1270.4	1227.2	1211.5
10°	1391.3	1561.9	1672.5	1694.7	1628.3	1486.9	1328.4	1180.2	1129.0	1112.7
12.5°	1334.2	1517.8	1634.4	1665.0	1610.5	1455.4	1278.6	1119.2	1058.9	1044.7
15°	1299.0	1463.7	1560.1	1582.3	1559.3	1437.1	1266.7	1100.8	1029.9	1016.3
17.5°	1311.6	1421.7	1456.5	1469.4	1485.0	1430.6	1299.0	1141.0	1051.2	1038.3
20°	1359.0	1377.5	1359.5	1375.8	1417.7	1436.9	1376.1	1238.2	1130.4	1113.1
22.5°	1439.4	1354.6	1304.1	1310.6	1361.6	1457.7	1493.9	1377.0	1252.5	1230.9
25°	1533.0	1373.1	1273.3	1267.6	1320.0	1485.2	1601.5	1528.0	1397.1	1373.1
27.5°	1650.8	1414.7	1267.0	1261.3	1305.5	1510.8	1691.0	1677.2	1549.3	1508.4
30°	1741.7	1455.6	1285.7	1272.5	1320.0	1528.7	1762.9	1803.9	1670.6	1643.5
32.5°	1806.9	1503.9	1316.2	1296.9	1360.9	1559.4	1818.3	1920.0	1782.8	1741.7
35°	1856.5	1556.3	1365.3	1333.6	1417.2	1606.1	1870.2	2043.5	1902.1	1857.2
37.5°	1903.0	1629.9	1442.0	1404.2	1505.4	1681.2	1925.0	2183.7	2035.7	1982.0
40°	1967.9	1713.2	1560.3	1526.7	1653.8	1783.7	1993.5	2329.8	2187.5	2120.1
42.5°	2032.7	1802.7	1681.4	1690.5	1838.9	1908.1	2082.0	2484.3	2337.5	2265.5
45°	2091.9	1895.0	1853.9	1895.9	2010.7	2044.6	2169.9	2573.6	2457.2	2387.6
47.5°	2144.7	2010.3	2025.4	2137.0	2206.1	2168.1	2235.6	2650.7	2546.3	2485.0
50°	2206.1	2159.6	2251.3	2409.3	2431.0	2280.0	2295.4	2741.9	2650.5	2601.2
52.5°	2273.2	2316.9	2501.6	2640.9	2633.9	2401.4	2355.5	2844.1	2793.3	2747.0
55°	2349.4	2443.9	2722.0	2857.6	2851.6	2537.1	2455.1	2970.5	2972.2	2930.3
57.5°	2462.4	2553.3	2871.6	3032.9	3042.8	2693.7	2623.9	3112.0	3134.1	3106.1
59°	2543.5	2624.3	2930.8	3106.1	3146.6	2814.8	2747.3	3194.2	3179.7	3154.2
60°	2603.7	2669.4	2960.2	3144.4	3206.9	2896.9	2838.4	3242.4	3185.1	3154.2
62.5°	2752.4	2767.6	3013.1	3187.7	3276.3	3079.4	3094.6	3324.6	3147.5	3097.0
65°	2821.8	2829.6	3012.4	3110.1	3209.2	3221.4	3327.0	3327.0	3055.8	2978.2
67.5°	2792.7	2754.8	2863.0	2852.9	2951.8	3137.0	3414.4	3205.0	2880.3	2780.0
70°	2556.8	2410.9	2362.8	2367.2	2442.9	2728.6	3241.4	2846.0	2548.3	2431.0
72.5°	2127.4	1777.4	1658.7	1794.1	1813.9	2097.0	2762.3	2143.3	1879.2	1769.3
75°	1711.1	1252.9	1060.0	1202.9	1236.5	1534.6	2136.9	1334.9	1097.7	1012.1
77.5°	1229.3	899.3	760.6	750.6	794.0	973.3	1516.3	671.8	560.3	522.9
80°	698.4	591.9	637.4	601.4	623.2	608.5	720.4	294.7	241.4	225.6
82.5°	421.5	349.9	378.9	315.5	399.2	347.6	277.5	94.4	82.0	77.9
85°	274.2	191.2	99.6	66.8	137.5	222.1	62.0	25.7	19.7	15.7
87.5°	94.5	48.8	4.9	2.1	14.7	41.4	2.3	0.0	0.0	0.0
90°	0.0	0.0	0.0	0.0	0.0	0.0	0.0	0.0	0.0	0.0

Signify Classified - Internal  
Cooper Lighting Solutions Photometric Lab  
1121 Highway 74 South  
Peachtree City, GA 30269

Scaled Data Report



Report Generated By 670245982

Signify Classified - Internal  
Cooper Lighting Solutions Photometric Lab  
1121 Highway 74 South  
Peachtree City, GA 30269

Scaled Data Report



Signify Classified - Internal  
Cooper Lighting Solutions Photometric Lab  
1121 Highway 74 South  
Peachtree City, GA 30269

Scaled Data Report



Signify Classified - Internal  
Cooper Lighting Solutions Photometric Lab  
1121 Highway 74 South  
Peachtree City, GA 30269

Scaled Data Report



Signify Classified - Internal  
Cooper Lighting Solutions Photometric Lab  
1121 Highway 74 South  
Peachtree City, GA 30269

Scaled Data Report



--- HS    — SS

Signify Classified - Internal  
Cooper Lighting Solutions Photometric Lab  
1121 Highway 74 South  
Peachtree City, GA 30269

Scaled Data Report



u



Signify Classified - Internal  
Cooper Lighting Solutions Photometric Lab  
1121 Highway 74 South  
Peachtree City, GA 30269

Scaled Data Report



Signify Classified - Internal  
Cooper Lighting Solutions Photometric Lab  
1121 Highway 74 South  
Peachtree City, GA 30269

Scaled Data Report



Signify Classified - Internal  
Cooper Lighting Solutions Photometric Lab  
1121 Highway 74 South  
Peachtree City, GA 30269

Scaled Data Report



Signify Classified - Internal  
Cooper Lighting Solutions Photometric Lab  
1121 Highway 74 South  
Peachtree City, GA 30269

Scaled Data Report



(END OF REPORT)